

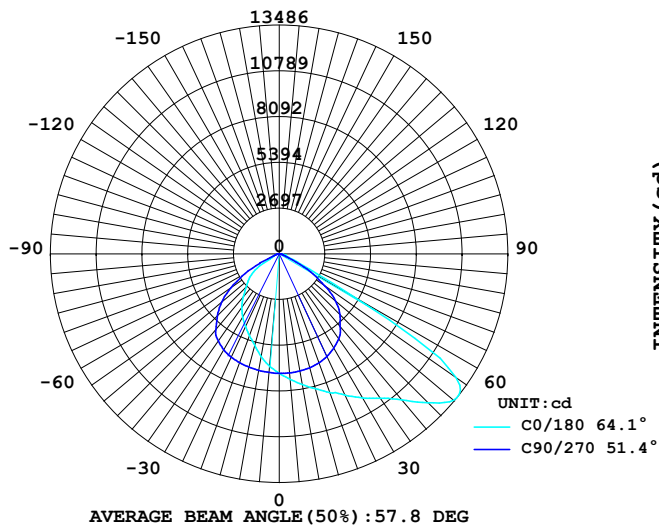
## LUMINAIRE PHOTOMETRIC TEST REPORT

Report number:

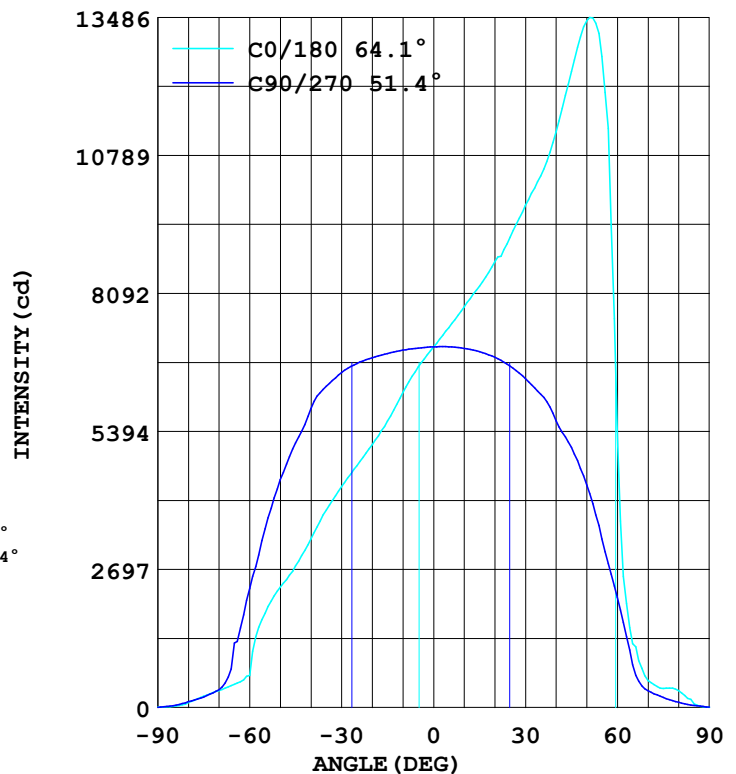
MANUFACTURER: ILUMEN GMBH	Address:	
NAME: Klose	TYPE: IL-FL19-N15040-P60	WEIGHT:
SPECIFICATION: 2835LED、4000K、P60deg	DIMENSION:	SERIAL No.:

DATA OF LAMP		Imax(cd)	13874	S/MH (C0/180)	0.93
MODEL		EFFICIENCY (%)	100.0	S/MH (C90/270)	1.38
NOMINAL POWER(W)	150	TOTAL FLUX(lm)	21682	Voltage(V)	230.3
RATED VOLTAGE (V)	230	EFFICIENCY (lm/W)	144.6	Current(A)	0.660
NOMINAL FLUX(lm)	21682.5	$\eta$ up (%)	0.0	Power(W)	149.9
LAMPS QUANTITY	1	$\eta$ down (%)	100.0	Power Factor (PF)	0.987
TEST VOLTAGE (V)	230.4	Effective Flux(lm)	21682.4	EEI	0.104

LUMINOUS INTENSITY DISTRIBUTION



LUMINOUS INTENSITY DISTRIBUTION



Test System:  
 Temperature: 25.3 DEG  
 Operators:  
 Test Date: 2024.11.21

Test Set: 5.0deg/s C-Gamma (TYPE C)  
 Humidity: 65.0%  
 Test Distance: 10.000 m  
 Remarks:

---

## Color Temperature Data List

Report number:

MANUFACTURER: ILUMEN GMBH	Address:	
NAME: Klose	TYPE: IL-FL19-N15040-P60	WEIGHT:
SPECIFICATION: 2835LED、4000K、P60deg	DIMENSION:	SERIAL No.:

---


Test System:  
Temperature: 25.3DEG  
Operators:  
Test Date: 2024.11.21

Test Set: 5.0deg/s C-Gamma (TYPE C)  
Humidity: 65.0%  
Test Distance: 10.000 m  
Remarks:

## AVERAGE AND CENTER E Figure

Report number:

MANUFACTURER: ILUMEN GMBH	Address:	
NAME: Klose	TYPE: IL-FL19-N15040-P60	WEIGHT:
SPECIFICATION: 2835LED、4000K、P60deg	DIMENSION:	SERIAL No.:



Test System:  
Temperature: 25.3DEG  
Operators:  
Test Date: 2024.11.21

Test Set: 5.0deg/s C-Gamma (TYPE C)  
Humidity: 65.0%  
Test Distance: 10.000 m  
Remarks:

## ZONAL FLUX DIAGRAM

Report number:

MANUFACTURER: ILUMEN GMBH	Address:	
NAME: Klose	TYPE: IL-FL19-N15040-P60	WEIGHT:
SPECIFICATION: 2835LED、4000K、P60deg	DIMENSION:	SERIAL No.:

γ	C0	C45	C90	C135	C180	C225	C270	C315	γ	Zone	total
5.0	665.0	675.3	702.4	729.9	742.3	731.4	704.8	676.8	0- 5	168.3	168.3
10.0	614.8	639.9	698.1	756.2	783.0	759.1	701.5	642.4	5- 10	501.9	670.2
15.0	559.7	598.6	691.7	785.6	823.7	789.6	695.3	600.5	10- 15	825.7	1496
20.0	513.7	552.7	683.3	816.3	870.2	821.1	684.4	553.9	15- 20	1137	2633
25.0	472.3	507.9	672.2	851.8	918.8	855.9	666.9	508.4	20- 25	1437	4069
30.0	431.7	465.3	654.3	889.7	980.8	895.3	642.8	465.2	25- 30	1723	5792
35.0	385.4	417.1	627.8	926.7	1039	935.2	611.8	415.5	30- 35	1987	7779
40.0	329.3	356.9	583.7	957.6	1125	972.4	560.0	356.8	35- 40	2211	9990
45.0	276.5	290.1	516.8	971.4	1243	991.8	508.3	292.4	40- 45	2382	12372
50.0	235.0	210.0	444.7	941.5	1342	973.6	434.4	216.2	45- 50	2506	14878
55.0	184.3	134.1	349.4	822.6	1272	858.6	329.1	138.7	50- 55	2509	17387
60.0	62.64	71.31	232.7	682.9	539.7	724.4	215.6	76.53	55- 60	2154	19541
65.0	45.15	41.64	126.0	458.7	124.8	513.1	83.79	43.59	60- 65	1295	20836
70.0	33.12	28.62	34.76	101.3	52.93	112.3	32.63	29.84	65- 70	528.2	21364
75.0	22.20	15.86	20.49	28.53	37.51	28.50	19.74	16.93	70- 75	170.5	21535
80.0	9.490	6.991	11.54	14.60	33.07	14.34	10.06	7.442	75- 80	93.43	21628
85.0	2.254	2.231	3.696	5.593	7.304	5.619	3.795	2.461	80- 85	42.64	21671
90.0	0.956	0.737	0.525	0.835	0.454	1.088	0.693	0.714	85- 90	11.52	21682
95.0									90- 95		
100.0									95-100		
105.0									100-105		
110.0									105-110		
115.0									110-115		
120.0									115-120		
125.0									120-125		
130.0									125-130		
135.0									130-135		
140.0									135-140		
145.0									140-145		
150.0									145-150		
155.0									150-155		
160.0									155-160		
165.0									160-165		
170.0									165-170		
175.0									170-175		
180.0									175-180		
DEG	LUMINOUS INTENSITY:×10cd									UNIT:lm	

Test System:  
Temperature:25.3DEG  
Operators:  
Test Date:2024.11.21

Test Set: 5.0deg/s C-Gamma (TYPE C)  
Humidity:65.0%  
Test Distance:10.000 m  
Remarks:

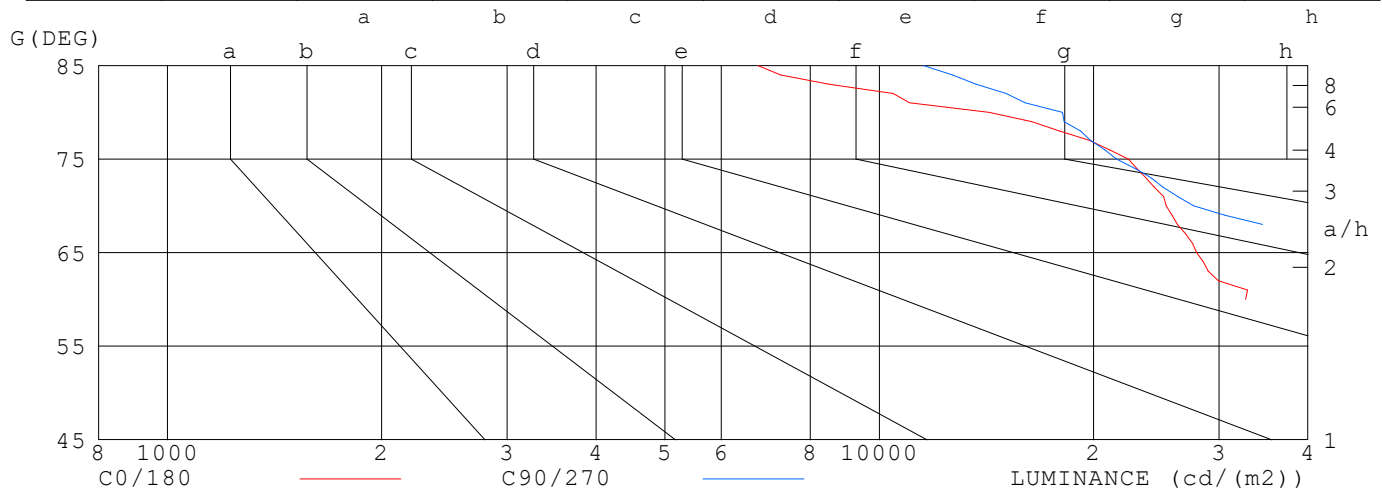
## LUMINANCE LIMITATION CURVES

Report number:

MANUFACTURER: ILUMEN GMBH	Address:	
NAME: Klose	TYPE: IL-FL19-N15040-P60	WEIGHT:
SPECIFICATION: 2835LED、4000K、P60deg	DIMENSION:	SERIAL No.:

### LUMINANCE LIMITATION CURVES

GLARE	CLASS	ILLUMINANCE (lx)							
1.15	A	2000	1000	500	<=300				
1.50	B		2000	1000	500	<=300			
1.85	C			2000	1000	500	<=300		
2.20	D				2000	1000	500	<=300	
2.55	E					2000	1000	500	<=300



LUMINANCE $\text{cd}/(\text{m}^2)$		
G (DEG)	C0/180	C90/270
85	6754	11534
80	14271	18079
75	22399	21537
70	25291	27641
65	27902	81129
60	32717	126576
55	83929	165664
50	95489	188141
45	102117	198744

Test System:  
 Temperature: 25.3 DEG  
 Operators:  
 Test Date: 2024.11.21

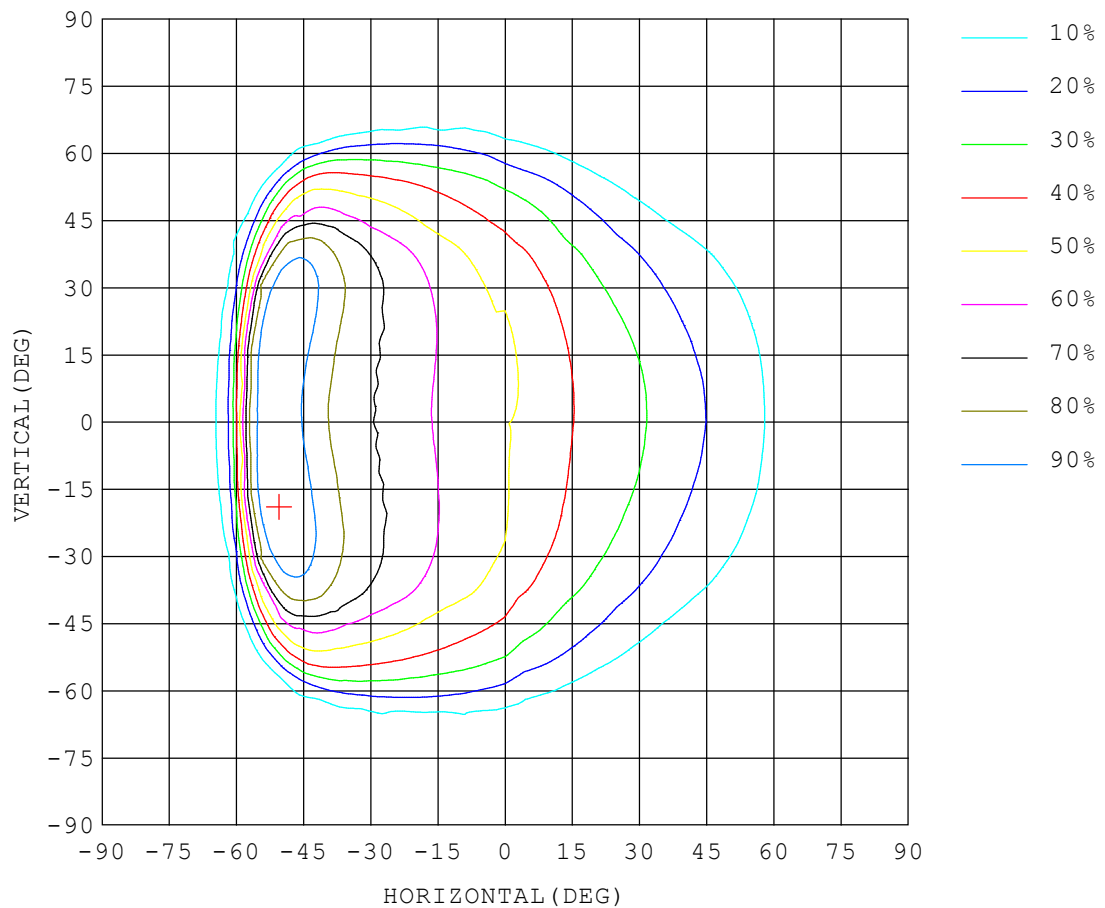
Test Set: 5.0 deg/s C-Gamma (TYPE C)  
 Humidity: 65.0%  
 Test Distance: 10.000 m  
 Remarks:

## ISOCANDELA DIAGRAM

Report number:

MANUFACTURER: ILUMEN GMBH	Address:	
NAME: Klose	TYPE: IL-FL19-N15040-P60	WEIGHT:
SPECIFICATION: 2835LED、4000K、P60deg	DIMENSION:	SERIAL No.:

UNIT: cd



Test System:  
Temperature: 25.3 DEG  
Operators:  
Test Date: 2024.11.21

Test Set: 5.0 deg/s C-Gamma (TYPE C)  
Humidity: 65.0%  
Test Distance: 10.000 m  
Remarks: